

Student Managed Investment Fund

2018–19 Annual Report



BE THE DIFFERENCE

Contents

About the Student Managed Investment Fund	2
Individual Stock Performance Breakdown from 7 June 2018 to 24 May 2019	3
SMIF Events 2018/19	4
SMIF Guest Speakers	6
SMIF website and social media	7
SMIF Objectives and Statement of Investment Principles	8
Investment Process	9
Investment Risks	10
Markets Review	11
Stock Pitch Presentations	13
Recommendations – Autumn 2018	13
Student Presenters – Autumn 2018	16
Recommendations – Spring 2019	17
Student Presenters – Spring 2019	20
Portfolio Composition and Performance as of 06/06/19	21
Overall Performance	23
Portfolio Risks	25
Advisory Stock Pitch Panellists	35
SMIF Student Committee Members for 2018/19	36

SMIF website and social media

-  smif.stir.ac.uk
-  facebook.com/groups/1225856837519813
-  [@StirlingUniSMIF](https://twitter.com/StirlingUniSMIF)



If you would like to make a financial donation to the SMIF, you can do so at:
stir.ac.uk/1uf



Disclaimer Liability: The University of Stirling reserves the right without notice to vary the content of information described in this publication and to modify as seems appropriate. The University is a registered trademark. All information correct at time of going to print. © University of Stirling (2019). All rights reserved.

About the Student Managed Investment Fund

The Student Managed Investment Fund (SMIF) at the University of Stirling was created in September 2017 to provide students with the opportunity to enhance their knowledge of investments and portfolio management. Membership of the SMIF is open to any student, undergraduate or postgraduate, in any field of study.

The SMIF exposes students to a professional investment environment. In addition to gaining technical knowledge about the valuation of stocks, members also have the opportunity to develop important soft skills in areas such as creativity, teamwork and communication. In its very short existence, the SMIF has helped its members to develop the skillset required for a career in the financial sector and that is why we encourage other students to join.

The SMIF is organised as a Students' Union society, with advice and support provided by academic staff from the Accounting and Finance Division of Stirling Management School. The SMIF is governed by a Constitution which identifies the following aims:

1. To use skills developed through involvement in the society in order to pitch investment ideas and create a portfolio in line with the fund's investment policy.
2. To provide insight into the roles of equity analysts and fund managers and provide experience of using professional financial databases for equity research.
3. To improve the employability of members by providing experience of investment research.

Over sixty students join the SMIF yearly. Members are organised into Sector Teams to research the investment potential of the stocks of publicly listed companies in particular industry sectors. The aim is to identify stocks with long-term growth opportunities while taking Environmental, Social and Governance (ESG) criteria into consideration, and to construct a diversified portfolio. In its start-up phase the SMIF has operated as a virtual fund.

There are regular weekly meetings of the SMIF, enabling members to interact with their student peers. Members also receive support in the form of workshops provided by academic staff and guest lectures from external speakers. In addition, the University of Stirling has invested in a permanent resource room for the SMIF, which is located in room 3A57 of the Cottrell Building. This room provides access to a Bloomberg Terminal and the Thomson Reuters DataStream and S&P Capital IQ databases. It also functions as a boardroom and has facilities for making presentations.

This report summarises the activities of the SMIF in its second year, focusing on the two Stock Pitch events that took place, the composition of the SMIF portfolio and its performance.

The total SMIF portfolio return and the individual contribution of each stock is shown on the facing page.

In the coming year, the SMIF will enter a new phase when it will start to manage real money. We intend to increase the number of club activities and engage with even more students, regardless of their academic background. We look forward to enhancing further the transformational experience that the SMIF provides for Stirling students, and we look forward to receiving your support in this endeavour.



David Frost

SMIF President and Chief Executive Officer, 2018/19
(SMIF Chief Risk and Compliance Officer, 2017/18)

SMIF
Student Managed
Investment Fund

Individual Stock Performance Breakdown from 7 June 2018 to 24 May 2019

Company	Quantity (Shares)	Last Price (Bid)	Cost (£)	Market Value (£)	Total Return (£, incl. divs)	Return (%)
 LLOYDS BANKING GROUP	1,556	£0.578	£1,049.73	£899.37	(£150.36)	(14.32%)
 Infineon technologies	54	£12.93	£1132.14	£698.22	(£433.92)	(38.33%)
 TOTAL	11	£40.53	£475.02	£445.83	(£29.19)	(6.15%)
 NTT docomo	44	£17.11	£799.89	£752.84	(£47.05)	(5.88%)
 easyJet	75	£9.04	£1226.24	£678.00	(£548.24)	(44.71%)
 salesforce	11	£122.48	£949.67	£1,347.28	£397.61	41.87%
 Baxter	17	£59.52	£802.51	£1,011.84	£209.33	26.08%
 NEXtera ENERGY	5	£158.20	£697.79	£791.00	£93.21	13.35%
 RioTinto	17	£45.21	£749.17	£768.57	£19.40	2.59%
 Pfizer	22	£32.84	£732.40	£714.56	£17.84	(2.44%)
 Disney	7	£104.57	£712.33	£731.99	£19.66	2.76%
 SMIF Student Managed Investment Fund	Total Portfolio Return					(2.42%)

SMIF Events 2018/2019

The academic year started with a SMIF presence at the Fresher's Fayre during which a competition was run based on an online Bloomberg trading game. At the Give-It-A-Go event, teams competed with each other in an investment game designed by SMIF Committee members. The prize that the winners took home were bulls and bears made with the 3D printer in the university library. Our first meeting at the start of the semester introduced the club further to new members and four vacant SMIF committee positions were filled after elections: Vice President, Head of Risk & Compliance, Head of Research and Head of Marketing.

Throughout the year, the SMIF had many great events on offer such as internally organised lectures and training sessions that complemented the high-calibre Accounting & Finance Division's Visiting Speaker series. For example, each SMIF committee member gave a talk about a topic relating to their interests and expertise, ranging from fundamental and technical analysis to portfolio construction and management, effective pitching and communication, risk management and behavioural finance.

Socials included the screening of finance and investment related movies, occasional drinks at the Students' Union bar and a festive SMIF Christmas Dinner in the old town, which took place on an evening where the fallen snow made the historic buildings of Stirling look even more "Christmassy". The presence of SMIF Advisory Panellist 'JB' Beckett at our movie screening was a real highlight!

Many of our weekly meetings throughout both semesters taught SMIF Analysts how to screen the market using tools such as S&P Capital IQ and Bloomberg, as well as how to improve their communication style and presentation skills, in preparation for the two major events of the year - the Stock Pitches. These are a great opportunity to practice presentation skills and make an investment case in front of the Academic and Professional SMIF Advisory Panel.

Our Autumn semester Stock Pitch saw Pandora, NextEra Energy, Visa, Falck Renewables, Rio Tinto and Pfizer presented. We decided to allow for more time for each pitch in the Spring semester and thus held a Pre-Selection Stock Pitch in addition to the Final Stock Pitch. Volkswagen Group, the Walt Disney Company, A.G. Barr, Pepsi, Diageo and Fresnillo were pitched, with the first three making it into the Final.

Following the vote of our expert Advisory Panel and the general public at the Stock Pitches, the committee decided to invest in NextEra Energy, Rio Tinto and Pfizer in the first semester, and in the Walt Disney Company in the second semester.



Events in Chronological Order

Autumn semester Fresher's Fayre: recruitment of new SMIF members.

Autumn semester Give-It-A-Go event: follow-up event to explain the benefits of SMIF membership.

Semester Start Meeting: Committee Elections for Vice President, Head of Risk and Compliance, Head of Research and Head of Marketing.

Accounting & Finance Division Visiting Speaker Series: 'Working in the Investment Profession and Careers in Finance', Chrisoula Karatzouni, CFA (Aberdeen Standard Investments), and, 'The Investment Management Certificate and the CFA Qualification', Priya Ramsden (CFA Society United Kingdom).

Official Bloomberg Terminal training by Bloomberg Technician.

SMIF Meeting: S&P Capital IQ Masterclass and other Screening Tools introduction.

Inspiring Global Careers Event: 'International Careers with a Unique Insight on Japan and its Economy', Govinda Finn (Aberdeen Standard Investments).

Accounting & Finance Division Visiting Speaker Series: 'An Insight into Effective Management', Steve Morris (ESM Investments) and Andy Kelly (The Leadership Factory).

External Lecture: 'Why is wage growth so weak?', Professor David (Danny) Blanchflower, Stirling Management School's eminent economist.

Accounting & Finance Division Visiting Speaker Series: 'Exports as a Driver of Growth -the UK Creative Industries', Neil Semple, (Department for International Trade and Stirling Alumni).

Autumn semester Stock Pitch: Pandora, NextEra Energy, Visa, Falck Renewables, Rio Tinto and Pfizer.

SMIF Meeting: Learning from the Stock Pitch Experience and Socialising in the Union and Watching a Movie.

Accounting & Finance Division Visiting Speaker Series: 'Investing in Emerging Markets', Kim Catechis (Martin Currie Investments)

End Semester SMIF Meeting: Vote on vacant 'Head of Research' Committee Position, Overview on Next Semester's Events Line-up and Details on the Christmas Dinner.

Spring semester Fresher's Fayre: advertising the SMIF in the Atrium to attract new members.

Spring semester Give-It-A-Go event: introducing the Student Managed Investment Fund, the Performance of our Portfolio, the upcoming Activities and Guest Lectures and all Open Committee Positions.

Accounting & Finance Division Visiting Speaker Series: 'The Triage of Risk', 'JB' Beckett (CISI Author, Advisory Board Member of Sharing Alpha, Oversight Committee for Stirling Uni SMIF).

SMIF Meeting: Improving S&P Capital IQ Skills.

Accounting & Finance Division Visiting Speaker Series: 'Equity Markets and Structural Change', Russell Napier (Co-Founder Electronic Research Interchange).

SMIF Meeting: 'Portfolio Management', Andy Pickup (SMIF Vice President) and 'Behavioural Finance', Andreas Haberl (SMIF Head of Marketing)

SMIF Meeting: 'Improving Public Speaking Skills', Dr. Patrick Herbst (SMIF Academic Committee Member)

Accounting & Finance Division Visiting Speaker Series: 'How to pitch and develop awareness', Derek Borthwick (Former Vice-President of Sales for JP Morgan and Associate Member of the Public Speaking Association).

SMIF Meeting: Preparing our Presentations for the Stock Pitch on the 20th of March.

Accounting & Finance Division Visiting Speaker Series: Behavioural Investing, Colin McLean (SVM Asset Management).

SMIF Meeting: Pre-Selection Stock Pitch Event to Vote on the 3 Stocks for the Final Pitch Event.

Pre-Selection Stock Pitch: Volkswagen Group, the Walt Disney Company, A.G. Barr, Pepsi, Diageo and Fresnillo.

Spring semester Stock Pitch Event: Volkswagen Group, the Walt Disney Company, A.G. Barr.

End Semester SMIF Meeting, Elections and SMIF Alumni Talk: SMIF Elections on the New Committee and Talk on 'Index Funds' by former SMIF Head of Research Bryan (FNZ Group).

SMIF Guest Speakers

The Accounting & Finance Division Visiting Speaker Series this year again brought in amazing professionals to give talks on highly relevant and interesting topics!

SMIF members were able to learn a lot about careers in Finance from Chrisoula Karatzouni, CFA, as well as about International Careers from Govinda Finn, both from Aberdeen Standard Investments. Steve Morris (ESM Investments) and Andy Kelly (The Leadership Factory) gave us great insights on Effective Management. International topics were covered by Kim Catechis in his talk on 'Investing in Emerging Markets' and by Neil Semple from the Department for International Trade.

SMIF Analysts and other members of the University of Stirling community were also inspired by more technical and industry-specific presentations on 'Equity Markets' by Russell Napier (Co-Founder of the Electronic Research Interchange), 'Behavioural Investing' by Colin McLean (SVM Asset

Management) or risk-focused talks such as 'Decomposing Portfolio Risk' by Paul Hughes (Martin Currie Investment Management) or 'The Triage of Risk' by our SMIF Advisory Panel member 'JB' Beckett. Finally, and to help us prepare for our Stock Pitches, we were also trained by Derek Borthwick (former VP-Sales at JP Morgan and Associate Member of the Public Speaking Association) on 'How to pitch and develop awareness'.

The entire SMIF community would like to thank the Accounting and Finance Division for bringing in such experts to talk to us!

SMIF Guest Speakers:

Chrisoula Karatzouni, CFA, Aberdeen Standard Investments.

Priya Ramsden, CFA Society United Kingdom.

Steven Morris, Managing Partner ESM Capital and Chairman at ESM Investments. Steven is an experienced technology entrepreneur and investor.

Andy Kelly, Director at The Leadership Factory. Andy is an experienced leadership consultant and a Stirling University BA English & Fine Art alumnus.

Neil Semple, Creative Content Lead at the Department for International Trade, former Creative Services Strategy Manager at UK Trade & Investment, former HM Consul-General at the Foreign and Commonwealth Office and Stirling University BA History alumnus.

Kim Catechis, Head of Global Emerging Markets Equities at Martin Currie, and former Head of Global Emerging Markets Equities at Scottish Widows, Kim is also a Stirling University MBA and BSc French & German Literature and Language alumnus.

Jon 'JB' Beckett, A former fund selector, JB is the author of 'New Fund Order', an external trainer for the Chartered Institute for Securities and Investments (CISI), the FINTECH Circle Institute and the Ethical Finance Hub. He is also a Stirling University BA Business Law & Sociology alumnus.

Russell Napier, Co-Founder and Chairman of Electronic Research Interchange and author of 'The Anatomy of the Bear'. Patron of the Karen Napier Scholarships for the Stirling University MSc Investment Analysis.

Paul Hughes, Head of Investment Risk at Martin Currie Investment Management and Stirling University MSc Investment Analysis alumnus.

Colin McLean, CEO at SVM Asset Management and former member of the Board of Governors of CFA UK.

Derek Borthwick, Power2Mind Professional Speaker and former Vice-President of Sales at JP Morgan.



Russell Napier, Co-Founder and Chairman of Electronic Research Interchange

SMIF website and social media

This year the SMIF launched its very own website! Head of Marketing Andreas Haberl managed this project from start to finish and, with input from the entire SMIF Committee, compiled and structured the content that was then implemented and published by the University of Stirling's digital team.

The SMIF Committee would like to give special thanks to Dr. Kevin Campbell, Joanne Fairbrother, Kerry Grassick and Craig Rennie. Without their ongoing support and advice, this website would not have become a reality.

You can access our brand-new SMIF website at smif.stir.ac.uk. The site is part of our wider marketing and communication plan with the aim to further promote the SMIF, increase its online presence and enhance its reputation. It is a natural and necessary complement to our social media presence on Facebook, Twitter and LinkedIn and it will enable future SMIF committees to publish important club events and information.

On our website you will be able to find out more about the SMIF's objectives, about the SMIF Committee, our Investments, past Guest speakers as well as a Resources section. The latter is aimed at anyone who interested in the

finance and investment industries but has little or no prior knowledge about them.

For example, you will be able to find videos on exciting TED talks and free online courses, in addition to a list of books the SMIF Committee highly recommends.

In addition to our own website, the University has also created a new entry about the SMIF in the 'Support Stirling' section (stir.ac.uk/about/our-people/alumni/support-stirling/student-managed-investment-fund) of its website. On it you will be able to read more about how you can support the SMIF as a student-led project with the aim to give students practical involvement in managing investments with real money.



SMIF Objectives

The SMIF has an overriding educational objective, which is to enable University of Stirling students gain a better understanding of stock valuation and portfolio management, and thus enhance employability. More specifically, the SMIF aims to:

- Enable students to gain valuable practical experience of the process of stock valuation and portfolio construction and management.
- Provide students with the opportunity to pitch investment ideas to professional investment analysts and portfolio managers during Stock Pitch events each semester.
- Provide students with the opportunity to use the Bloomberg, Thomson Reuters DataStream and S&P Capital IQ databases in the dedicated SMIF Resource Room.
- Provide students with the opportunity to develop leadership skills through participation in the SMIF Student Committee.
- Provide students with the opportunity to enhance their skills in running meetings using the boardroom in the dedicated SMIF Resource Room.

Statement of Investment Principles

Decisions will be guided by the following Investment Principles:

Investment Philosophy

- The overall investment philosophy is long-term “buy and hold”.
- Environmental, Social and Governance (ESG) criteria will be incorporated into stock selection decisions in accordance with the first of the United Nations-supported Principles for Responsible Investment (PRI). See www.unpri.org. The focus on ESG aligns with the UN Principles for Responsible Management Education (PRME) to which the University of Stirling is a signatory. See www.unprme.org
- Fundamental analysis and awareness of macroeconomic factors will be used to determine whether a given stock is included in the SMIF portfolio.
- The SMIF seeks to generate a positive return above the rate of inflation from its investments, where return is equal to capital gains plus dividends.
- The principles of modern portfolio theory will be used to achieve an efficiently diversified portfolio.
- A proportion of any surplus funds will be reinvested in the fund or used to support charitable causes, as decided by the SMIF Student Committee.

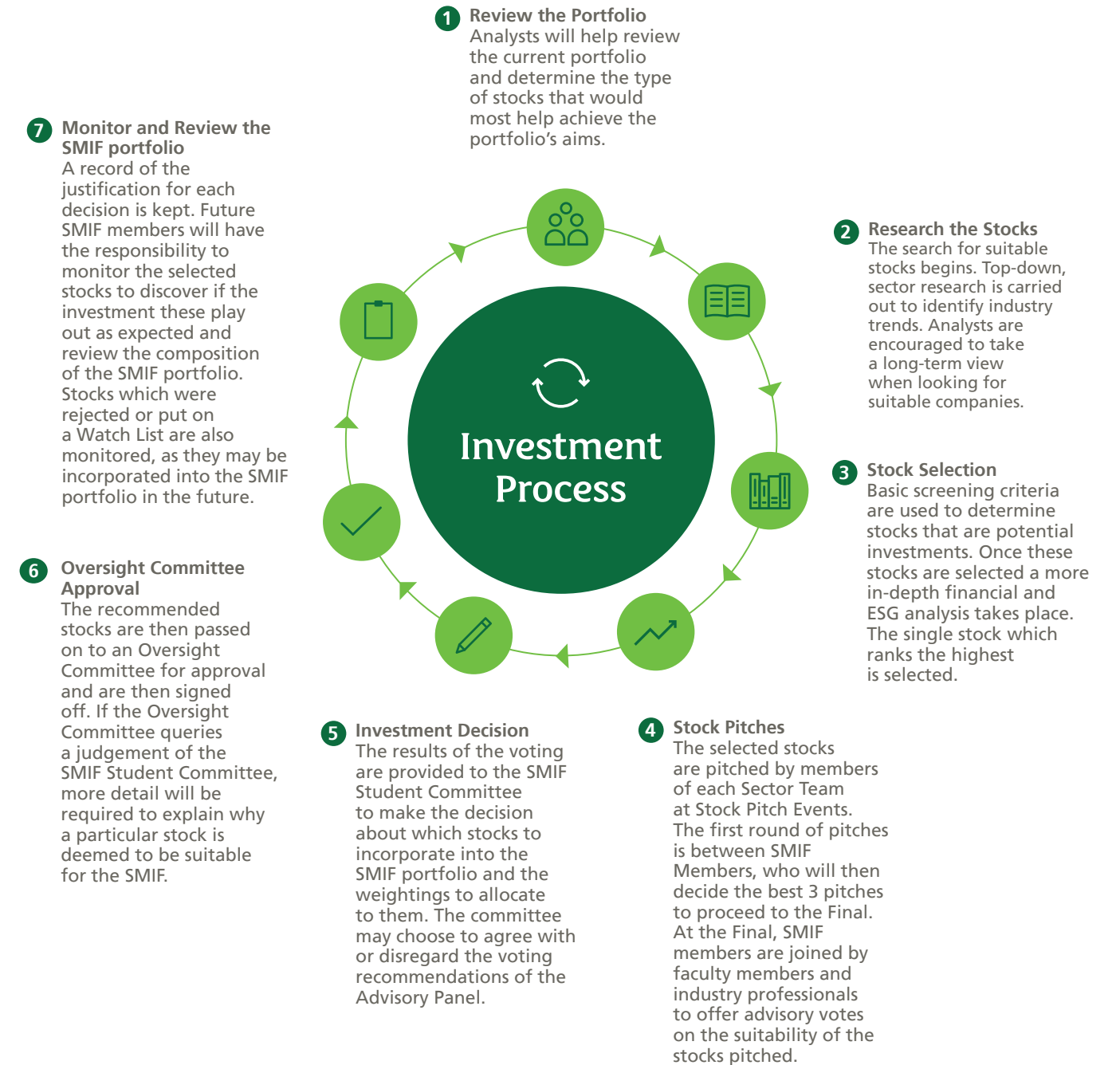
Investment Strategy

- The SMIF invests only in the stocks of listed equities or Exchange Traded Funds (ETFs).
- Stocks and ETFs may be sourced from any of the major stock exchanges worldwide.
- Transactions involving short positions or products traded on derivatives exchanges are prohibited, as are ETFs that use products traded on derivatives exchanges.
- The SMIF aims to maximise total returns from a diversified portfolio of up to 30 equity securities or ETFs.
- The distribution of sector weights in the portfolio will take into account correlations between sectors and the principles of portfolio diversification.
- ETF Investments will be reduced as the number of stocks in the portfolio increases.
- Securities will normally be traded twice a year, following the Stock Pitch events.
- Although the SMIF does not place stop-losses, securities may be sold if there are extenuating circumstances, for example when the risk/return profile of a particular company changes dramatically.
- The performance of the fund will be benchmarked against the FTSE Developed Index.



Investment Process

Students who join the SMIF will become Analysts and engage in the following activities, with the aim of providing them with an authentic Equity Analyst experience.



Investment risks

Stock market investments have a high level of uncertainty and complexity, making it important to consider the following main risks:

- **Market risk** (systematic risk) is the potential for an entire stock market to decline due to events relating to the economy or politics. As it affects a whole market, this type of risk cannot be diversified away, and hence it is an important risk to consider. The extent to which a stock moves in line with the market as a whole, and thus possesses market risk, is reflected in its beta coefficient.
- **Unsystematic risk** is the risk that a specific stock may change in value independent of the stock market's direction as a whole. It is possible to minimise this risk through diversification, ensuring one stock does not take up too much of a share of the overall portfolio. Investing across multiple industries and geographies ensures a level of diversification to minimise unsystematic risk.
- **Currency exchange risks** are those that arise from fluctuations of foreign currency exchange values relative to the Pound Sterling, the currency in which the SMIF portfolio is denominated. These risks are particularly important given the international character of the SMIF portfolio.
- **Commodity risk** is based on uncertainty about the future market values of commodities (e.g. corn, copper, crude oil). It is necessary to consider this risk when evaluating investments as variations in commodity prices have repercussion for equities. For example, a political administration's imposition of tariffs on steel and aluminium is an example of an increase in commodity risk.
- **Market capitalisation risk** must be considered when analysing equity markets. The lower the size, or market cap, of a company, the higher is the volatility of its stock returns. As a result of their greater risk, small-cap stocks require more careful evaluation than large-cap and mid-cap stocks.
- **Liquidity risk** refers to the possibility that it may not be possible to buy or sell a stock as and when desired or in sufficient quantity. This risk is greater for small-cap stocks.
- **ESG risks** are risks of stocks violating our ESG investment philosophy (as stated earlier) which could cause them to become unsuitable for our portfolio and adversely impact their valuation. These ESG risks can manifest themselves in multiple ways: such as an environmental catastrophe, not effectively managing employee and community relations, or even a scandal within a company's governance structure. The SMIF implements ESG selection criteria into its stock selection process to help minimise these risks.



Markets review

The key factors that affected the markets to which the analysed stocks are exposed, in the period over which investment decisions were contemplated and made, are described below.

Q3 2018

The first quarter of the 2018/19 academic year (Q3 2018) saw global equities making gains primarily due to US market strength. In general, US stocks performed significantly well in the period, with economic growth and earnings data ultimately overshadowing concerns about escalating US-China trade tensions. In fact, the US equity bull market became the longest in history on 22 August 2018.

Japanese equities saw strong gains amid a weaker yen and greater clarity on the medium-term policy outlook following Prime Minister Abe's re-election as his party's leader.

Meanwhile, Eurozone equities posted a modest gain in the third quarter with the MSCI EMU index returning 0.4%. Energy and industrials stocks were among the leading gainers, and the SMIF benefited from this. There was no change in economic policy from the European Central Bank as interest rates remained on hold.

In the UK, the FTSE All-Share fell 0.8% amid political uncertainty. It has been observed that any slowdown in global growth partly led by FAANG stocks and trade tends to have an outsized impact on emerging markets (EM); this explains why EM-exposed areas of the UK stock market, especially financials and miners such as Lloyds and Rio Tinto, performed poorly.

Nonetheless, the medium-term outlook for the domestic UK economy improved, as growth recovered from the slowdown seen in the first quarter, prompting the Bank of England to increase interest rates by 0.25 points to 0.75%.

Q4 2018

Global equities posted sharp declines in Q4, especially in December, due to fears over economic momentum and slower earnings growth, partly led by FAANG stocks. The S&P 500 index declined by -13.5% during the period. Technology was amongst the quarter's weaker sectors. Salesforce, for example, fell 10.29%. Less economically-sensitive sectors such as utilities performed better although most areas of the market lost ground.

Europe was no exception, and neither was the UK. The MSCI EMU index fell 12.7% and the FTSE All-Share index retreated 10.2% over the period. In general, it was one of the worst quarters for global equities in many years, led by the US, as fears over the outlook for the world economy came to a head against the backdrop of tightening global monetary conditions, US-China trade tensions and European political uncertainty.

Despite the market downturn, the Federal Reserve raised interest rates in December on continued stability in economic data. British GDP was also positive, growing 0.6% in the period, quarter-on-quarter.

Q1 2019

Equity markets globally made gains in Q1, rebounding from a weak end to 2018. In particular, US equities performed well bolstered by stock buy-backs and fuelled by an increasingly positive Fed, progress in US-China trade talks, and the end of the US government shutdown. January was especially strong, as the Federal Reserve confirmed it would adjust planned interest rate hikes to compensate for deteriorating economic momentum.

Eurozone, Japanese and UK equities also recovered, supported by central banks stepping away from tighter monetary policy. The Fed said no further interest rate rises were likely this year, while the European Central Bank said rates would remain at current levels at least until the end of the year.

By the end of March, US equities' progress had dropped to a far more cautious pace as buybacks slowed and the Fed lowered its projections for both US growth and inflation, and reduced its expectations for interest rates hikes.

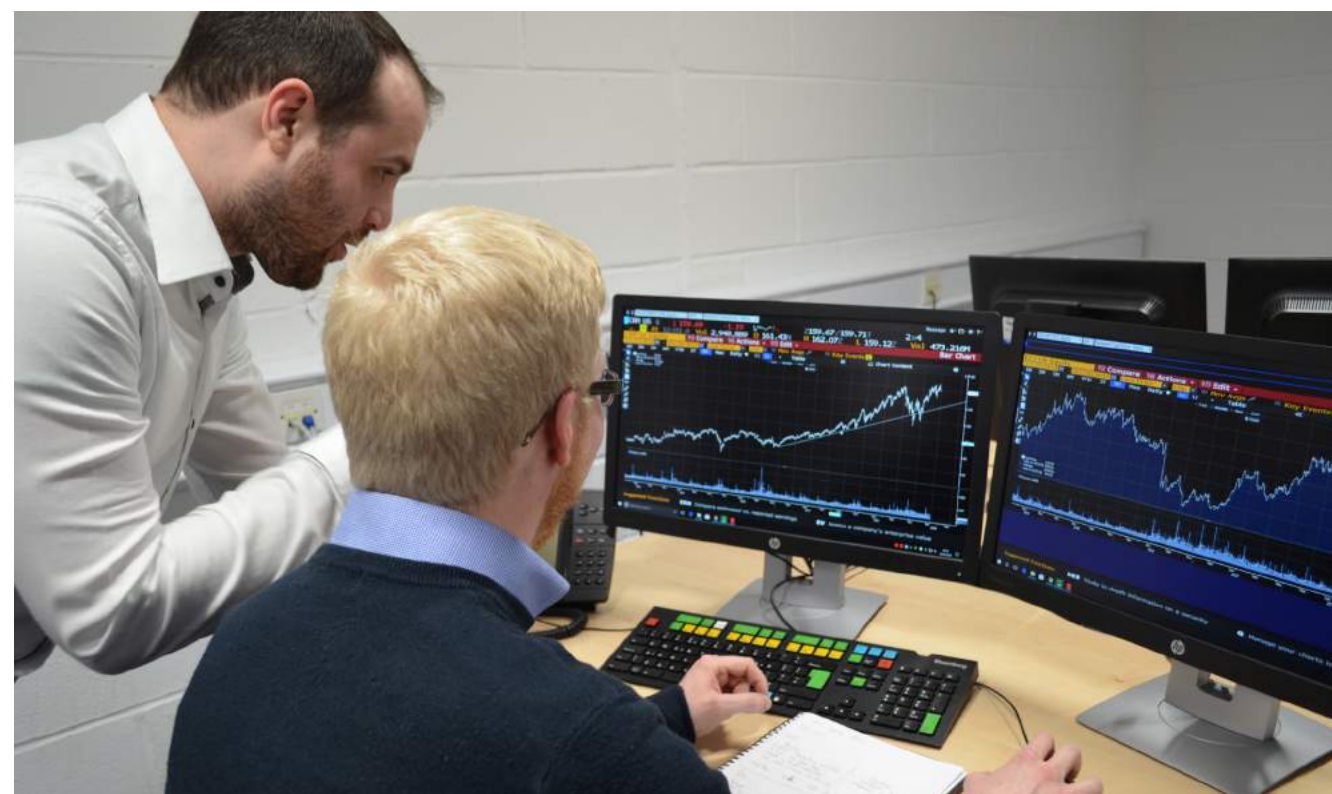
The Technology sector – having suffered in Q4 – performed especially well.

Q2 2019

The second quarter of 2019 saw a remarkably strong labour market in the US, with the unemployment rate at around 3.8%. Strangely enough, this strong labour market was accompanied by a disinflationary trend in consumer prices. Core CPI was lower than expected at 2.0% year-on-year in March, and it continued to trend down since the high of 2.4% in July 2018. The first estimate of US Q1 GDP growth was much higher than expected at 3.2% annualised. This indicates that the US economy was still growing at an above-trend pace.

In April the European Central Bank (ECB) left interest rates unchanged, as expected. The ECB expected rates to remain at their present levels at least through the end of 2019, since the slower growth momentum is expected to extend further into this year. The eurozone bank lending survey for the first quarter of 2019 suggests that overall bank lending conditions remained favourable.

Despite the political uncertainties, UK economic data was unexpectedly positive for April. The manufacturing Purchasing Managers Index (PMI) jumped to 55.1, its highest reading in a year, and retail sales increased for a third consecutive month in March. A strong labour market seems to be supporting consumers: the unemployment rate stayed at a mere 3.9%, the lowest rate since 1975, and basic wages rose 3.4% year-on-year.



Stock Pitch Presentations

After the Sector Teams each selected one stock, team members were given the chance to present their selection at the Stock Pitch Events that took place towards the end of the Autumn and Spring semesters. Prior to these pitches, members had screened the stocks in their chosen industries and analysed in depth those stocks they believed would provide the SMIF portfolio with long-term growth. The pitches were delivered to a general audience of students and other members of the SMIF, as well as to the members of an advisory panel, who collectively voted on whether or not to invest, as shown below. After the Stock Pitch Events took place the Student Committee met to take action on the recommendations. In the Spring they also reviewed the current holdings for opportunities to sell, hold or purchase more stocks.

Recommendations – Autumn 2018

Company	Industry	Market Cap ¹	Vote (Audience)	Vote (Panel)	Final Outcome
 PANDORA	Consumer Cyclicals	£2.71bn	Tied	No	Not Invested
 NEXTera ENERGY	Utilities	£75.31bn	Yes	Yes	Invested
 VISA	Financials	£279.68bn	No	Yes	Not Invested
 FALCK RENEWABLES	Utilities	£0.942bn	No	No	Not Invested
 Rio Tinto	Mining	£57.97bn	Tied	Tied	Invested
 Pfizer	Healthcare	£183.13bn	Yes	Yes	Invested

Company Descriptions and Investment Theses

Pandora is a Danish jewellery manufacturer and retailer founded in 1982, known for its customizable charm bracelets, designer rings and necklaces.

Reason for being pitched: Pandora has reinvigorated its business strategy as it moves to a more mature stage of its business cycle. The company has minimal balance sheet debt and off-balance sheet lease obligations, which means that it is flexible and able to adapt to changing consumer trends, including the growth of e-commerce. The company is therefore focusing its business strategy on its online store, which now represents 8% of sales with 50% year-on-year growth. In addition to this, the company has experienced growth in a variety of jewellery segments such as rings, earrings, necklaces and pendants as it diversifies its product portfolio. When this company was pitched, there were some uncertainties surrounding a change of CEO and its business strategy. Despite this we believed that the current company valuation signalled a good entry point for our long-term portfolio given the depressed valuation relative to the opportunities, brand value and free cash flow.

NextEra Energy Inc. is a leading wholesale power generator, operating power plants and offering a diverse fuel mix to utilities, retail electricity providers, power cooperatives, municipal electric providers and large industrial companies. The company generates electricity through wind, solar, nuclear and natural gas-fired facilities. NEE was founded in 1925 and is headquartered in Juno Beach, Florida.

Reason for being pitched: One of the main reasons for choosing NextEra Energy was its diversification in generating electricity from renewable energies such as wind and solar. It is estimated that in 2019, wind power will be America's top source of renewable energy and will provide around 7% of the country's total electricity. This will create an opportunity for NEE to generate more demand for its products. Furthermore, the team views renewable energy as the energy of the future i.e. most of the electricity generated in the future will be predominantly renewable energy. NEE is also expanding its business and in May 2018, it acquired Gulf Power and Florida City Gas for \$6.5 billion in order to expand its market. The company stated that it expected to extend its operational efficiencies to its newest 600,000 customers.

Visa is an American multinational financial services corporation headquartered in California, United States. It facilitates electronic funds transfers throughout the world, most commonly through Visa-branded credit cards, gift cards,

and debit cards. In 2015, the Nilson Report, a publication that tracks the credit card industry, found that Visa's global network (known as VisaNet) processed 100 billion transactions during 2014 with a total volume of US\$6.8 trillion.

Reason for being pitched: Visa was chosen because it is a safe stock that adds value to the SMIF portfolio due to its wide-ranging brand penetration and its large market share around the globe. Credit cards, debit cards and online banking are becoming more mainstream every day in developed markets as the amount of physical cash in circulation reduces.

Falck Renewables was established in 2010 and is listed on the Italian stock exchange. It develops, designs, builds and manages power production plants from wind power, solar power, waste to energy and biomass technologies, and it is a global player in the renewable energy technical advisory and asset management services business.

Reason for being pitched: Falck Renewables was chosen based on several factors. First, promising growth. In 2017-18 it entered the USA, Sweden, Norway and the Netherlands. The acquisitions of Energy Team (51%) and Windfor S.r.l (100%) were also promising indicators of continuing growth. Second, revenue increased by 15.6% in 2017 and by 19.3% in the half year to June 2018, while gross margins have averaged between 40% and 43% over the last 5 years. The price-to-earnings ratio is 18x and is forecast to grow or at least remain stable, while the dividend yield is currently 2.3% and the share price has displayed a general upward trend over the last 5 years (figures accurate at the time of the pitch). Third, Falck Renewables scores well on ESG factors. It is determined to remain in line with the UN's 2030 Agenda and pursue the Sustainable Development Goals, it supports local development by choosing local subcontractors for the supply of goods and services wherever possible, and it is committed to minimising the impact of air, water, soil and groundwater pollution in its plants. However, due to concerns surrounding the company's debt levels it was decided not to invest.

Rio Tinto is an Anglo-Australian mining corporation with operations globally. It is one of the world's leading producers of iron ore, aluminium, copper, uranium and diamonds. It is currently listed on the FTSE 100 index and on other major exchanges around the world (such as New York and Sydney).

Reason for being pitched: Rio Tinto is the world's largest, publicly listed, producer of aluminium, the demand for which is forecast to increase due to future electric vehicle creation







and machinery requiring renewable energy. By the year 2030 most developed nations will require all new vehicles to be electric, so many components currently made from cheaper and heavier steel will need to be replaced with lighter aluminium. It is believed Rio Tinto will be the largest beneficiary of this increased demand for aluminium. It's current Price to Earnings Ratio (P/E) is low, at around 10, with a dividend yield of around 6%. This means it is a reasonably priced company with an above average dividend pay-out. It is also a less risky stock, as its price volatility is exceptionally low. Major concerns about the company focus on its ESG characteristics, due to the nature of its business operations. However, its voluntary commitments and transparent reporting on ESG matters was deemed to be acceptable enough to offset these concerns.


Pfizer is one of the largest pharmaceutical corporations in the world, headquartered in New York and listed in the NYSE. The company was founded in 1849 and since then it has discovered, developed, manufactured, and sold healthcare products all around the world. It is responsible for the production of world-renowned products such as Xanax and Viagra.

Reason for being pitched: The choice of Pfizer out of all the companies in the health care sector was based on its alignment to the investment philosophy and strategy of the SMIF, as it provides long term (buy and hold) and low risk returns. The share price has been steadily increasing for over a decade, ever since the 2008 financial crisis. Fundamental analysis indicates that the company is in a healthy state. Pfizer pays quarterly dividends, the current dividend yield being 3.4%. Even though the company has suffering the loss of exclusivity for some of its products, there is a constant production of new medicines and vaccines which will gradually launch into the market. Innovation in Biomedical Research and Development, to create high value differentiated products, is one of their main strategies. Being a giant health care corporation Pfizer has been subject to controversy, negatively affecting its ESG scores. It has since launched numerous campaigns to make a positive impact on the world, mostly by donating medicines and resources to developing countries.




Student Presenters – Autumn 2018

Company	Student Presenters
	George Scurr Andreas Haberl
	Nnamdi Anosike Steve Sammut Shari Fletcher
	Kyriakos Nikolau Prateek Kumar
	Callum Ward Ross McCafferty
	Andrew Pickup
	Bryan Quinn Jaime Ojeda



Recommendations – Spring 2019

Company	Industry	Market Cap ¹	Vote (Audience)	Vote (Panel)	Final Outcome
Final Stock Pitch					
	Consumer Cyclical (Automobiles)	£61.74bn	Yes	Yes	Not Invested
	Consumer Cyclical (Media & Publishing)	£188.51bn	No	Yes	Invested
	Consumer Defensives (Beverages)	£1.08bn	No	No	Not Invested
Pre-Selection Stock Pitch					
	Consumer Defensives (Beverages)	£142.34bn	No	N/A	Not Invested
	Consumer Defensives (Beverages)	£79.02bn	No	N/A	Not Invested
	Basic Materials	£5.66bn	No	N/A	Not Invested

Company Investment Theses

Volkswagen Group AG is a diversified and established multinational automotive provider, with strong fundamentals and innovative plans for the future..

Reason for being pitched: Firstly, Volkswagen wishes to continue to expand into the increasingly important automotive market of China. These ventures have previously been highly successful with three of the ten most popular car models in China, all made by Volkswagen. In terms of sustainability and future investment, Volkswagen is expanding aggressively into electric cars. With global warming an increasing threat to human existence, governments and corporations are taking responsibility for the health of our planet and electric cars are a necessary part of that future. Volkswagen has taken the initiative, with 8 new production sites solely for the production of electric and hybrid cars. The production of 70 new all electric models has been announced, with The Economist stating that Volkswagen are “the largest car firm that has committed to electrification by some distance”. Only a major, established company has the production capacity required for electrified transport to become a reality. Volkswagen is the best placed company to capture this future reality in the automotive industry. However, for such a strong company, the share price is still below the level reached in 2014, despite revenue and profits being higher now than at that time. This is attributed to the ‘dieselgate scandal’, which was undeniably the largest short-term risk for this stock. However, in the long term, with its industry-leading investment in green vehicles, Volkswagen is likely to become an ESG leader. However, due to concerns surrounding Volkswagen’s past and the SMIF’s ESG criteria the decision was taken not to invest.

Walt Disney started out in 1923 as a cartoon studio, but it has now become one of the largest media and entertainment companies in the world. The company has also diversified into theme parks and resorts, studio entertainment and consumer products..

Reason for being pitched: Disney is a company known the world over. It has multiple ways to generate income through its media, theme parks, hotels, and film franchises, such as Star Wars and Marvel. Disney will launch a new streaming service in 2019 to compete with other services such as Netflix and Amazon. The acquisition of 21st Century Fox will boost intellectual property. Another reason for choosing Walt Disney is its fit with the ESG policy that the SMIF uses to select stocks. Walt Disney regularly donates funds to Make a Wish, an organisation that help children with critical illnesses. It has also set up a conservation fund to help protect wildlife around

the world and, has committed to reducing the amount of waste that is sent to landfills, and to reduce its net carbon emissions.

A.G. Barr was established over 140 years ago in Scotland. It is a FTSE 250 business operating across the UK and internationally. Besides the iconic brand “IRN-BRU”, which is known as the “other national drink” in Scotland, it has built a diverse and differentiated portfolio including juice, water and special drinks, in partnership with overseas companies..

Reason for being pitched: There are four main reasons for choosing A.G. Barr. First, it has a solid reputation in the UK and a stable stock performance, even in tough situations. Second, the company has produced a steadily increasing revenue for over 30 years, which demonstrates an ability to control risk and an ambition to be a long-term growth company. What’s more, their dividend pay-out has been stably rising over dozens of years. Third, the relative valuation demonstrates that the share price has been underestimated, compared with their competitors’ PE ratio, which is around three times that of A.G. Barr, giving estimated results that are three times greater than the current share price. In terms of ESG, A.G. Barr is committed to introducing 30 per cent recycled material into its plastic bottles by 2022, with a longer-term ambition of up to 50 per cent. It also supports the introduction of a deposit return scheme for beverage containers. Finally, as the UK market provides 95% of total revenue, there are potential international growth opportunities. However, with concerns over the impact of the sugar tax on short term profitability, it was decided not to invest and to instead place A.G. Barr on a watch list for possible future investment.

PepsiCo is a global food and beverage company. The company’s portfolio includes Frito-Lay snacks, Quaker foods, Pepsi-Cola beverages, Gatorade sports drinks and Tropicana tea, coffee, and juices..

Reason for being pitched: PepsiCo has a track record of consistently beating investor expectations, outperforming the industry and delivering solid top-line revenue growth over the past few years. The company has focused on efficiency improvements to lower costs and has reinvesting these cost savings to develop scale and core competencies. The company estimates that it could generate productivity savings of about \$1 billion annually in the next 4 years.

This goal will be achieved through restructuring actions – simplification, synchronization and automation of processes to optimize its manufacturing and supply chain footprint. This restructuring also includes ESG goals, such as using up to 25% recycled content in its plastic packaging by 2025, reducing the sodium and saturated fat content of its products and its acquisition of soda stream to help reduce usage of plastic bottles. The company also ploughs back significant portions of its earnings, which enables it to regularly return cash back to shareholders through higher dividends (which have increased for 47 consecutive years) and share buybacks. Approximately \$45 billion has been returned to shareholders over the last 6 years, alongside a 9% compound growth rate of annualized per share dividend in the same period, and an over 150% holding period return over the last decade. Moreover, the company plans to return a total of \$8 billion (through share repurchases and dividends) to shareholders in 2019. However, a large risk going forward is the pressure on sugary drinks manufacturers from health advocates and the steady erosion of purchase consideration among the 18 - 35 year age bracket.

Diageo is a British alcoholic beverages company, based in London, which has offices in all continents. It is listed in the FTSE100, with a secondary listing on the NYSE. It is the 2nd largest distiller in the world and was formed in 1997 from the merger of Guinness and Grand Metropolitan. It owns a highly diverse portfolio of over 50 brands of alcoholic drinks (Smirnoff, Johnnie Walker, Baileys, Guinness, Tanqueray, Captain Morgan, and many others) that sell in more than 180 countries all over the world. .







Reason for being pitched: Revenue has grown 20% since 2014. Diageo has the potential to keep growing by a substantial amount in the long term. The directors of the firm are confident about the outcome of Brexit, stating that any new trade deals will further encourage Diageo’s exports. The misuse of alcohol has negative consequences, and for this reason Diageo does the best they can to reduce this misuse through responsible labelling and programmes to educate consumers. They also protect local farmers from which they obtain their natural resources, most of them in impoverished areas. Diageo was chosen for its stable and steady situation combined with its long-term growth opportunities in the beverages market. However, with shares trading at almost 24 times earnings the price for the stock is steep and with a dividend of 2.2% it was deemed to be not that appealing in comparison to other value stocks.

Fresnillo is a Mexican mining company that extracts precious metals, particularly silver and gold, and which operates in the western states of Mexico.

Reason for being pitched: Since listing on the London Stock Exchange in 2008 the firm has doubled gold production and trebled silver production. It places emphasis on human resources and human capital – almost doubling the number of full-time geologists employ between 2009 and 2017, and also employing 300 community personnel to assist the geologists, generating employment in the areas where the mines are located. Obviously, ESG is something that is a concern when pitching a mining company. Fresnillo is as ‘clean’ as possible for a company of its type, and it maintains professional working standards and prioritised the minimisation of its carbon footprint on the environment, in accordance with the UN’s Sustainable Development Goals. However, the constant downgrading of production guidance due to operational delays, alongside the processing of lower ore grades than had been expected, cast doubt on this investment proposition.



Student Presenters – Spring 2019

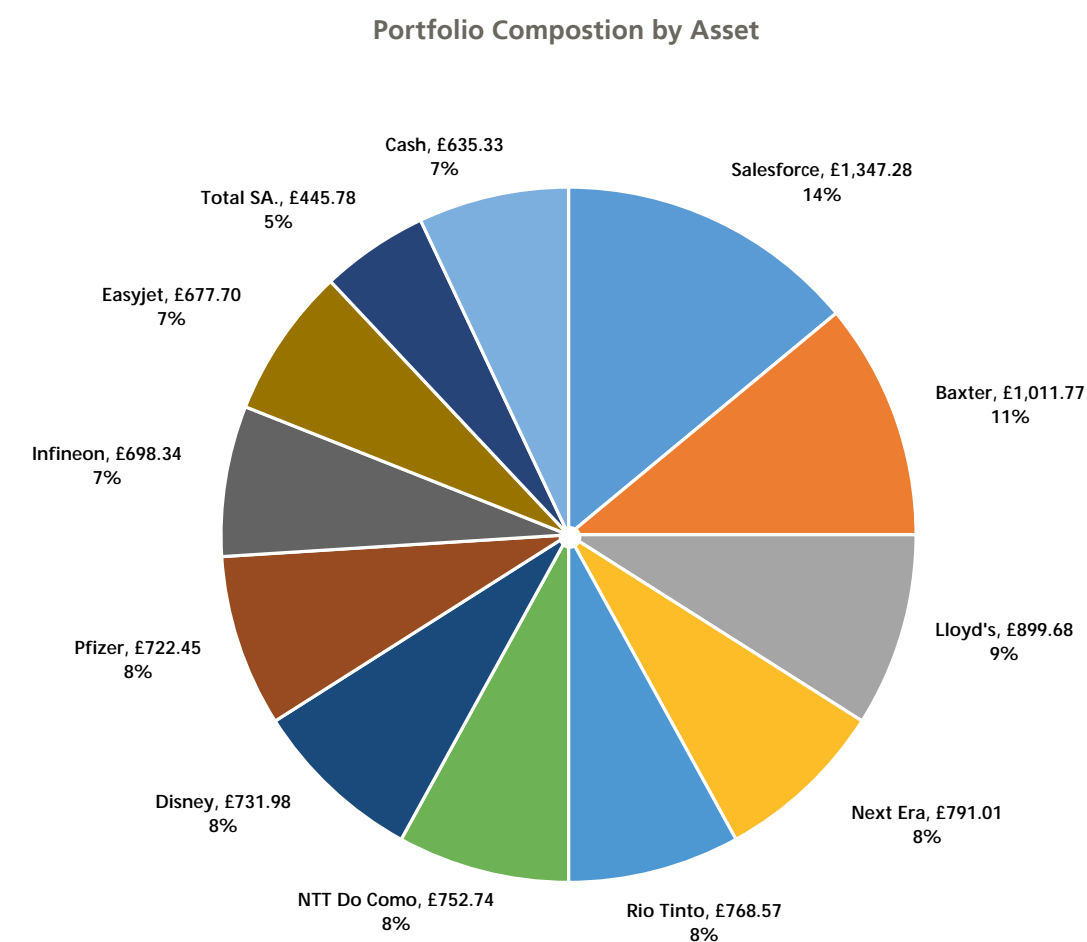
Company	Student Presenters
Final Stock Pitch	
	Callum Graham Luke McEwan
	David Paterson
	Chunchun Long Ross McCafferty
Pre-Selection Stock Pitch	
	Nnamdi Anosike
	Jaime Ojeda
	Ross McCafferty



Portfolio Composition and Performance for the period from 7 June 2018 to 6 June 2019

Over the academic year the portfolio composition rose from 7 stocks to 11, the MSCI EAFE ESG ETF was liquidated to provide the capital for new assets, and the cash position decreased from 11% to 7% of the overall portfolio. Due to their underperformance, the weighting of EasyJet (EZY) was reduced from 12% to 7% and the weighting of Infineon (IFX) was reduced from 11% to 7%. In contrast, the weightings taken up by Salesforce (CRM) and Baxter (BAX) increased due to their improved performance over the year, rising from 11% to 14% and 9% to 11% respectively. The 7% cash position allows the fund to act quickly and increase existing positions or add an additional asset to the portfolio, should an acceptable one be presented to the fund.

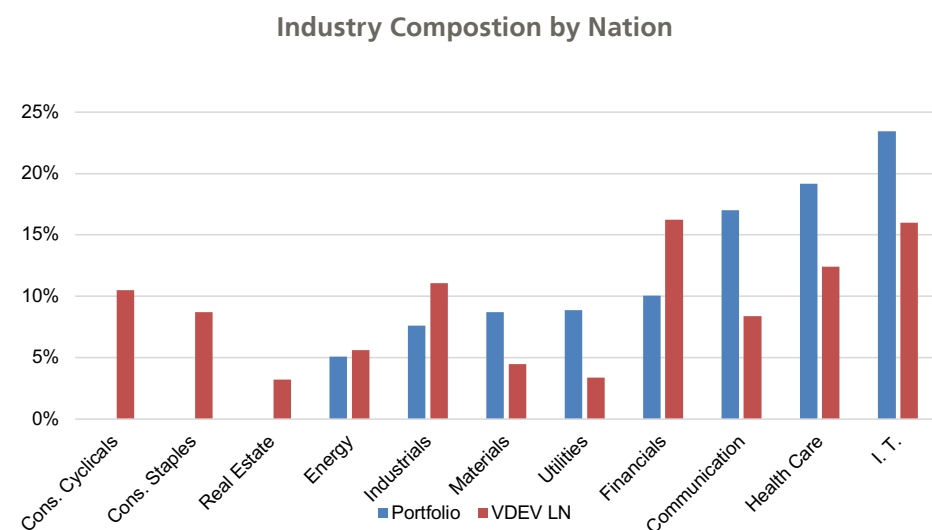
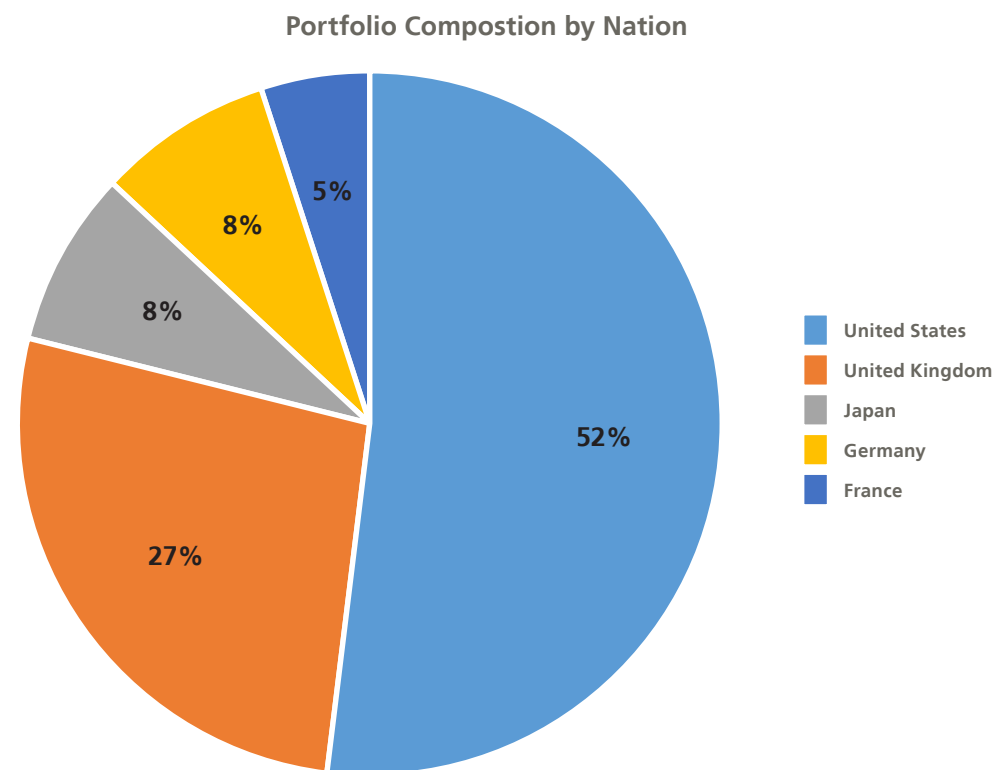
The portfolio composition, showing the market value of each holding on 6th June 2019, is illustrated in the pie chart below.



Source: SMIF calculations based on market data provided by Thomson Reuters Datastream and Yahoo Finance.

Overall Portfolio Performance for the period from 7 June 2018 to 6 June 2019

Breaking down the portfolio composition by nation, as shown below, indicates that the highest exposure of the portfolio is to the US market, followed by the UK market.

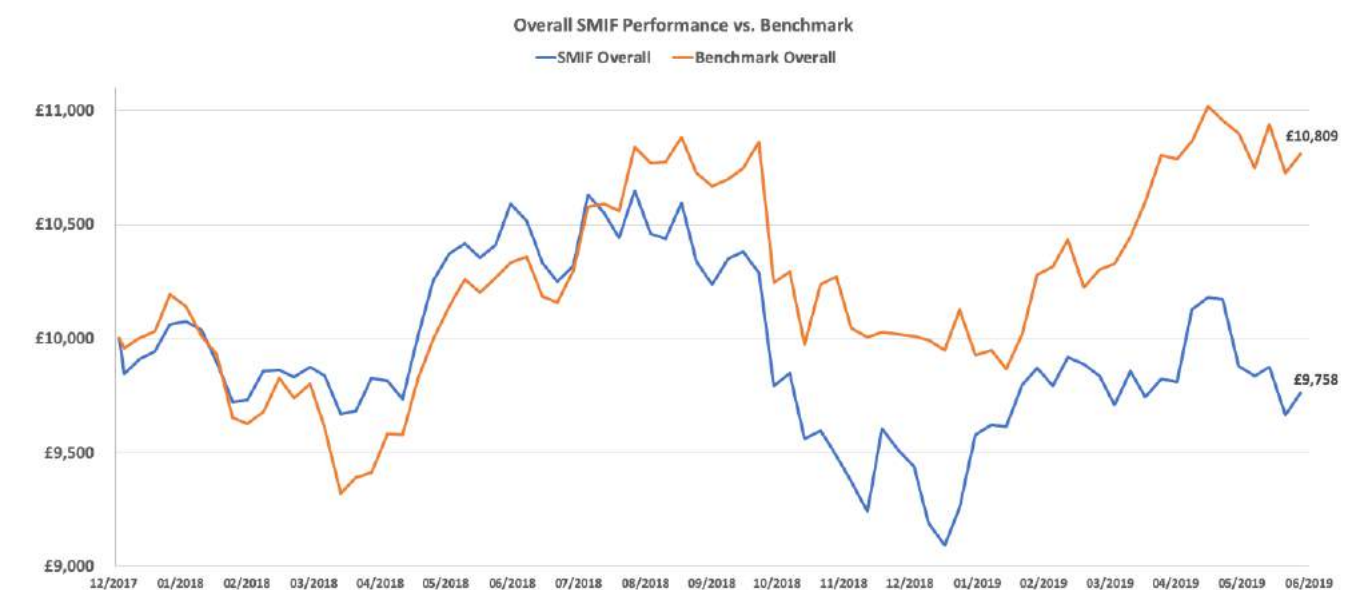


We break down the portfolio composition by industry using the Vanguard FTSE Developed World UCITS ETF (VDEV LN) as a proxy for our benchmark, the FTSE Developed Index, as we do not have access to the FTSE Developed index constituents. As shown above, the portfolio is significantly overweight in the I.T., Health Care and Communications sectors and has no exposure to three sectors.

The SMIF portfolio is benchmarked against the FTSE Developed Index, derived from the FTSE Global Equity Index Series (GEIS), which covers 98% of the world's investable market capitalisation. The chart showing overall performance indicates that as of July 2018 the fund began to underperform relative to the benchmark and continued this trend until October 2018 when there was a systemic market downturn after the US Federal Reserve's unexpected announcement that it would raise interest rates. This impacted stock markets, with a sell-off finding its way into the assets held by the portfolio.

The fund was most impacted by its high volatility holdings Salesforce (CRM) and Infineon (IFX) which led the charge downwards until the turn of the year, when both the US and German stock markets and the fund returned to a positive trajectory. The liquidation of the EAFE ESG ETF and the addition of more defensive-minded stocks in Spring 2019 was intended to protect against any further market downturns. However, the market began to trend upwards and the low beta and large cash position did not allow the fund to take advantage of this. Overall the value of the fund has decreased 2.42%, whilst the benchmark returned 8.09%, a difference of 10.51% since the fund started.

Overall SMIF portfolio performance versus FTSE Developed Index since inception



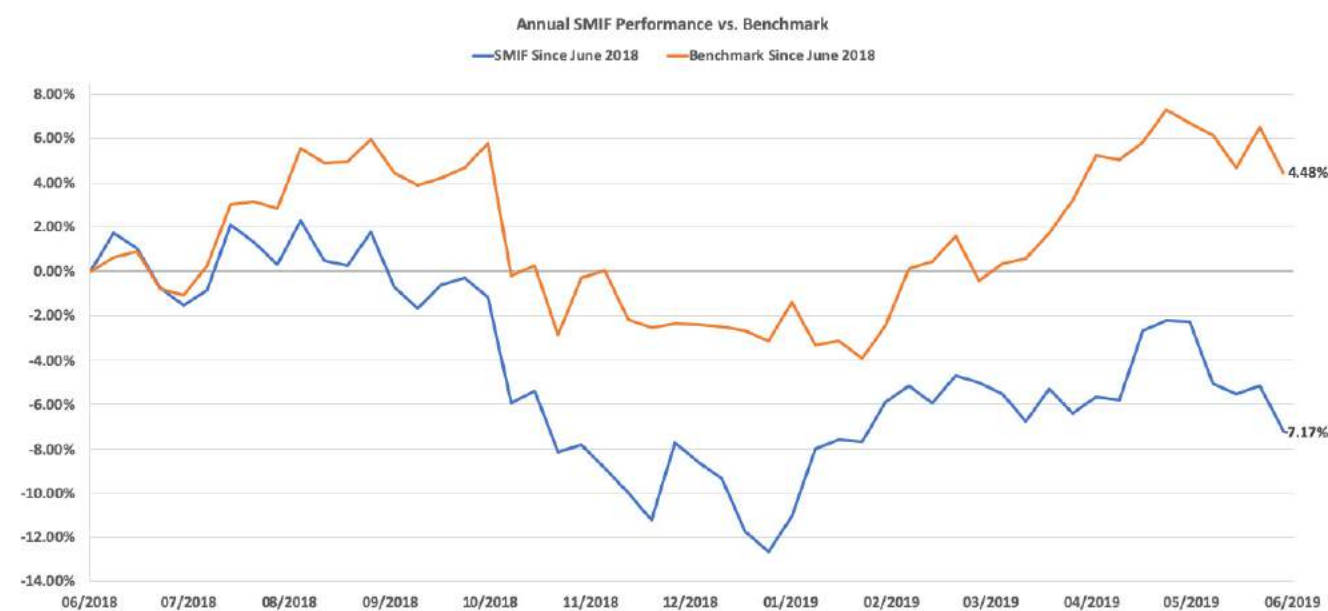
Note: Dividends and trading costs are included in these returns but there is no management fee included in the above figures. A typical fee would be 0.5 percent of total Assets Under Management.

“Unlike last year, the SMIF portfolio lost value in 2018/19 and it underperformed relative to its chosen benchmark. The application of a long-term buy and hold approach to investing inevitably involves the risk of capital depreciation in the short term, and especially so for a portfolio which is under-diversified at such an early stage in its evolution. Due to its concentrated nature the portfolio remains highly exposed to active stock risk, requiring careful stock selection and weighting. As new stocks are pitched and the portfolio evolves it will become more diversified geographically, and at a sector level. The student members of the SMIF are to be commended for introducing a greater focus on Environmental, Social and Governance (ESG) factors, which should yield value over the longer term. The value of the SMIF lies primarily in the opportunity that it provides for students to learn from the experience of managing a portfolio, and it is heartening to note the students’ ability to diagnose the reasons for the portfolio’s performance and their awareness of the key risk factors, as demonstrated in this Annual Report.”

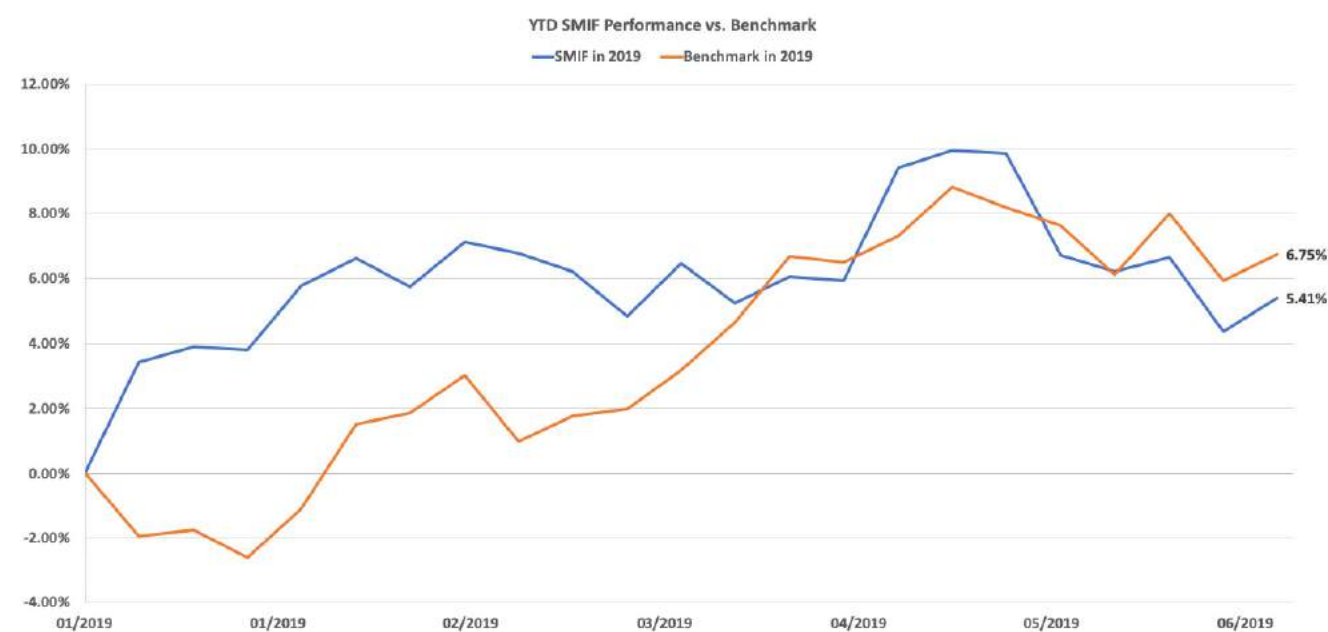
Student Managed Investment Fund Oversight Committee

Annual SMIF portfolio performance versus FTSE Developed Index

The annual performance shows a difference in returns of -11.65% since June 2018 between the SMIF and its benchmark (versus -10.51% overall since the fund started). This indicates that the majority of underperformance has occurred in the last 12 months.



Year-to-Date (YTD) SMIF portfolio performance versus FTSE Developed Index



If we examine the Year-to-Date (YTD) performance of the Fund since the start of the current 2019 calendar year, we can observe that the fund outperformed its benchmark in Q1 2019. The recent underperformance in Q2 2019 can be attributed to two assets: Easyjet (EZY) and Infineon (IFX). Together, they accounted for around 14% of the portfolio and returned -12.20% and -19.83% respectively. If not for the investment in these stocks, the fund would have beaten its benchmark in 2019.

From observing the Overall, Annual and YTD performance charts we can deduce that the SMIF's underperformance is largely as a result of it performing far worse than the benchmark during the market correction towards the end of 2018, from which it has not yet recovered.

Portfolio Risks for the period from 7 June 2018 to 6 June 2019

The statistics below were calculated from the weekly returns of the portfolio and the benchmark (FTSE Developed Index, FTDA01) for the period of 7th June 2018 to 6th June 2019. Value at Risk (VaR (X)) is calculated as the performance of the worst 100-X% of weeks, rounded to the nearest week.

Risk Statistics	SMIF Portfolio	FTDA01 Benchmark
Beta	0.684	1.000
Mean	-0.13%	0.10%
Standard Deviation	1.736%	1.556%
Probability of Loss	0.59	0.43
VaR (90)	-2.44%	-1.96%
VaR (95)	-2.87%	-2.19%
VaR (99)	-4.87%	-5.66%

The mean return of our portfolio is much less than that of our benchmark. Our systematic risk is low, represented by a Beta less than, one relative to the benchmark. However, our portfolio also had higher total risk (measured as standard deviation) than our benchmark. This is primarily due to the low diversification of our portfolio relative to the benchmark, meaning that we experience higher unsystematic, diversifiable risks, and are underexposed to various sectors.

In order to decompose where this riskiness comes from, other metrics have been calculated: the probability of loss and Value at Risk (VaR). The probability of loss shows how the portfolio has more losing weeks than the benchmark and the VaR shows that the portfolio's tail risk is generally higher than that of the benchmark, apart from the 1% tail of the distribution. This indicates that our portfolio has been generally more exposed to negative market movements and has not participated so much in upside market movements, as can be seen from the return graphs in the previous section. The reason behind this will be explored by looking at the contributions of factor selection and alpha to our portfolio returns, and the portfolio's factor exposures relative to the benchmark at the end of our financial year (6th June 2019).

Return Attribution

To understand where the additional risk factors are coming from, portfolio performance is broken down into two components: factor exposure and alpha.

- **Factor exposure** is the performance arising from the difference between our portfolio's systematic factors relative to the benchmark
- **Alpha** is the return that is left, due to non-systematic factors

The attribution of returns to these two components is achieved using Bloomberg for the period of 7th June 2018 to 6th June 2019. The Vanguard FTSE Developed World ETF (VDEV) is used as a proxy for our benchmark in relation to these metrics, as the FTSE Developed World Index (FTDA01) was not available on Bloomberg to calculate these metrics. The fact that the VDEV seeks to track the FTDA01 indicates its suitability as a proxy for our benchmark.

Contribution to Portfolio Performance	Return Contribution
Factor exposure	-2.73%
Alpha	-8.01%

The **alpha** is largely due to our low diversification, whereby our portfolio's riskiness and performance is largely driven by the events and risks occurring at the individual stock level (unsystematic risk factors). Whilst we aim to generate a positive alpha, this is difficult to accomplish due to the size of the portfolio, with a few poor performing stocks weighing down the whole portfolio. We therefore aim to reduce the significance of our unsystematic risk exposure as the SMIF matures by increasing the numbers of stocks in different sectors and countries. Doing this will allow the SMIF to gain additional diversification benefits and reduce our alpha exposure, and so mitigate the negative impact of a few underperforming stocks.

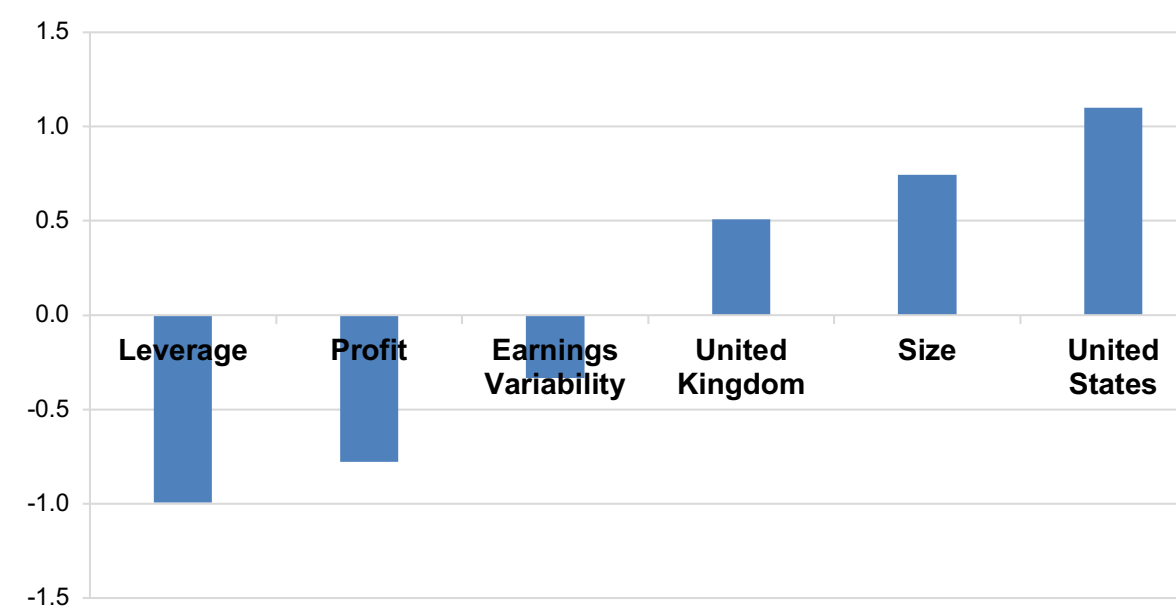
In order to explore our portfolio's factor composition in its current state, the largest differences in factors (Active factors) are shown and described on the following page.



Factor Composition as of 6 June 2019

The three largest systematic factor exposure differences (Active factor exposures) are shown in the graph below, whereby the three most overexposed and underexposed factors are shown. The active factor exposures were calculated from Bloomberg based on its multi-factor global equity factors using return contributions as of 6th of June 2019. Again, the VDEV was used as a proxy for our FTDA01 benchmark. Although our portfolios factor exposures changed slightly throughout the year, they represent our portfolio's positioning for the coming year and can be used to partially explain our portfolios historic systematic risk factors.

Active Factor Exposures



As can be seen from the chart above, our portfolio is **overexposed** to the *United States*, *Size*, and *United Kingdom* factors. The size exposure is due to the fact that we are focusing on larger stocks, in order to reduce our risk profile, given our small number of stocks. The United States and United Kingdom exposures are due to the fact that we think there are good opportunities in these markets. However, the outcome of Brexit poses a risk for us in the future given our UK exposure and it has also contributed to underperformance for the year.

Looking at the other end of the spectrum, our portfolio is **underexposed** to the *leverage*, *profit* and *earnings variability* factors. Our exposure to the *leverage* factor is due to the fact that we wanted to avoid interest rate risk given the likelihood of interest rates rising, although that outcome has not yet materialised. The *profitability* factor is due to the fact that we have some companies with lower profit margin in our portfolio relative to the index - such as EasyJet and Total. Lower margins are not inherently bad, but these companies need to effectively control and manage their costs more. We therefore may aim to reduce this exposure in the future. Lastly, the low exposure to *earnings variability* is indicative of our lack of dependence on the consumer and business cycles due to our lower exposure of cyclical businesses. This is beneficial as it protects us from a recessionary environment but also hinders our relative performance if the economic environment improves. This could be increased in the future by gaining some consumer cyclical exposure, to which we currently have no exposure.

Commentary on Individual Stock Performance from June 2018 to May 2019

Main Qualitative Risks

Brexit – Given our high United Kingdom exposure, the uncertainty that still surrounds Brexit, and the effect it will have on the UK economy, the outcome of Brexit represents a significant risk to our portfolio. This risk mainly manifests itself through our Lloyds Banking Group and EasyJet holdings, who are both based in Britain with a high reliance on the British economy and the British consumer.

ESG Risks – There are a few companies in our portfolio that inevitably bring some ESG risks to our portfolio. These are primarily Total and EasyJet, in the context of sustainability, and Rio Tinto, in the context of social responsibility. These companies, in addition to the other companies in our portfolio, will therefore need to be monitored for any changes or events that represent ESG concerns.

Strengthening Consumer and Economy – Whilst a stronger consumer and a stronger economy is not a risk in an absolute sense, given our relative underexposure to the consumer and business cycle, it is a risk in the relative sense. This is because, if the economy and the consumer strengthen, companies whose earnings are more variable with the cycles will outperform and this will in turn lead our portfolio to underperform due to our underexposure to cyclical businesses.

George Scurr

(SMIF Chief Risk and Compliance Officer, 2018/19)



Baxter Healthcare

Description

Baxter International Inc. (NYSE: BAX) operates through two segments: Hospital Products and Renal. Its Hospital Products business manufactures sterile intravenous (IV) solutions and administration sets. The Renal business offers a portfolio to meet the needs of patients with end-stage renal disease, or irreversible kidney disease and acute kidney injuries, including technologies and therapies for peritoneal dialysis (PD), haemodialysis (HD), continuous renal replacement therapy (CRRT) and additional dialysis services. Its products are used by hospitals, kidney dialysis centres, nursing homes, rehabilitation centres, doctors' offices and by patients at home under a doctor's supervision.

Events

From June 2018 to June 2019 Baxter International's share price has risen approximately 2.5%. The first important fluctuation in the share price occurred at the end of July 2018, when the price dipped after a 4-month upward trend. This is most likely related to a warning letter sent by the FDA (Food and Drug Administration) to a Baxter International manufacturing plant which failed to take care of necessary investigations on defective product batches. The share price recuperated quickly following these events and rose to the highest level in the company's history at the time. This was not sustained for long as in October two Bills signed by President Trump which aimed to lower the price of certain drugs caused the share prices of most pharmaceutical companies to fall. Baxter was no exception and the share price fell 20% in around 40 days. Despite this, the huge scale of the company exerted its influence as the share price steadily recuperated from late December 2018 and has been on the rise since.

Risks

The key risks for Baxter are in the form of regulatory risks. This is in relation to changes in regulation and policies and whether the company effectively complies with them. For example, stricter regulations could increase the company's costs of doing business and if the company does not effectively comply with these regulations it could face fines. In addition to this, it is also important for the company to comply as failure to do so would represent an ESG risk regarding its social responsibility.

Another risk for the company will be whether it can maintain and expand its margins through product delivery changes and growth of higher margin segments. These could

also be adversely impacted by changes in regulation if they lead to a reduction in home care or the prices of its various treatments.

With Baxter Healthcare's share price having outperformed the S&P500 over the past year, the strong earnings per share and the expected gain from new developments, the SMIF have decided to continue to hold this stock.

Disney

Description

The Walt Disney Company (NYSE: DIS) is a worldwide entertainment company that operates in four business segments: Media Networks, Parks Experiences and Products, Studio Entertainment, and Direct-To-Consumer. The media networks segment includes cable and broadcast television networks, television production and distribution operations, domestic television stations, and radio networks and stations. The Company's Walt Disney Imagineering unit designs and develops new theme park concepts and attractions, as well as resort properties. The studio entertainment segment produces and acquires live-action and animated motion pictures, direct-to-video content, musical recordings and live stage plays. The Company also develops and publishes games, primarily for mobile platforms, books, magazines and comic books.

Events

Disney recently announced various details on its upcoming streaming platform, Disney+. These included the price of the service, its content, and when it expects to be profitable. The low price of \$7 per month which was announced indicates that the company will be competitive in this segment, but as a consequence of this it will be a long time before the endeavour will be profitable. Its progress on this streaming platform will be important to watch going forward. Disney has also achieved a large amount of success with its recent movies, particularly Avengers: Endgame. This film has grossed a total of \$2.6bn and has broken many box office records, representing a smash hit for the Disney studio and the Marvel franchise. The company has also indicated that it expects to generate synergies of up to \$2bn over the next two years from the Fox acquisition. It will, therefore, be important to look at whether these synergies can be achieved. Disney is also planning the launch of Star Wars Land in Disneyland at the end of May and Disneyworld at the end of August. This is the biggest park expansion project in the company's history and therefore its launch will be an important event to monitor.

Risks

Disney's CEO Bob Iger is stepping down from the company in 2021 and there is yet to be any solid confirmation of his replacement.

A large amount of Disney's value is derived from its entry into the streaming services segment, through Disney+, ESPN+, and Hulu. Therefore, there is a risk that these platforms will not be as profitable as expected, due to the fact that they may require significant content, marketing expenditures and low prices in order to encourage subscriber growth.

Furthermore, there is also a risk that the advertising revenue generated from its various platforms is not as high as expected. This could be due to a decline in the number of subscribers on these platforms or due to the fact that the demand for advertising space is lower than expected.

The studio business is highly volatile from year to year depending upon the success of its various franchises. This, therefore, represents a risk for the company with regards to its success in this segment. In addition to this, the success of the studio business also affects the success of the consumer products business, making it even more important.

EasyJet

Description

EasyJet plc (LSE: EZJ) is a UK-based, low-cost European short-haul airline with over 820 routes across more than 30 countries, operating a fleet of over 250 aircraft. It has a presence in airports such as Gatwick, Edinburgh, Nice, Milan Malpensa, Venice Marco Polo, Naples, Basel and Geneva.

Events

EasyJet was relegated from the FTSE 100 into the FTSE 250 in June 2019 after a tenure of more than 6 years. This is due to troubles in the industry, including rising fuel costs and waning consumer demand. EasyJet saw a pre-tax loss widen over the winter period to £275 million for the six months to March 31, 2019.

As of June 2019, HSBC downgraded its rating for EasyJet from hold to reduce in its review of the European airlines sector. On top of this, rapidly weakening demand over the past year driven by poor consumer confidence, worries about Brexit and the memory of last year's hot summer in the UK play a supporting role in the share price drop.

Risks

EasyJet is highly exposed to the UK market, which represents almost 50% of its revenue, therefore there are risks for the company regarding Brexit and its outcome. If Brexit and the

effect of it on the UK is negative it will adversely impact the occupancy rates of the company's flights to and from the UK.

The business models of airlines generally involve a high fixed cost base, which can lead to significant margin pressure for even a small decline in revenue. Furthermore, EasyJet's fixed cost base is also higher than some of its competitors, increasing the risk of margin contraction.

As an Airline, the company is highly dependent on the price of jet fuel, which is based on the oil price. Therefore, the company can be adversely affected by changes in the price of oil if it cannot effectively hedge its oil exposure. In addition to this, there is also an ESG concern surrounding the company's sustainability given its high use of jet fuel.

During a period when the company is coming under pressure from its declining occupancy and margins, they are expecting to make a large amount of IT-related investments. This, in conjunction with the margin and revenue pressure, could generate problems regarding the company's cash flow management.

EasyJet has undoubtedly dragged the SMIF portfolio down with the continued decline in its share price. However, we continue to hold due to a 4.92% dividend yield providing good income and the preparations made by the company to continue its EU operations post-Brexit. With this being said, we have placed EasyJet on a negative watchlist and continue to monitor closely.

Infineon Technologies

Description

Infineon Technologies AG (GER: IFX) is a Germany-based designer, developer and manufacturer of semiconductors and related system solutions. The company operates through four segments: Automotive, Industrial Power Control, Power Management & Multimarket, and Chip Card & Security. The Automotive segment produces semiconductors for use in automotive applications. The Industrial Power Control segment produces semiconductors for the conversion of electric energy in the medium to high power range. The Power Management & Multimarket segment produces semiconductors for power supplies, and for mobile devices and cellular infrastructure, as well as offering a range of Class-D amplifiers for home audio applications. The Chip Card & Security segment produces hardware-based security products for card applications and connected systems.

Events

Infineon's share price has declined as a result of a decrease in demand causing an inventory build-up and putting pressure on margins. Inventory pressure is expected to remain during 2019 before subsiding going into 2020. Infineon has lowered revenue guidance twice in 2019 to date, largely as a result of cooling demand for its products in the Chinese market for electric cars, with automotive supplies counting for 40% of revenues. Although revenue is growing by 1%, there has been pressure on Infineon's profit margins which are currently 2% below company targets at 15%. The company operates in euros and is negatively exposed to the appreciation of the US dollar, as it purchases some products in US dollars. As such it has been negatively affected by the appreciation of the US dollar. At the beginning of the 2019-20 SMIF financial year, Infineon agreed a deal to purchase US-based rival Cypress for £8 billion, making the combined firm the eighth largest chipmaker globally. This is expected to accelerate growth, with savings of 180 million EUR, and 1.5 billion EUR additional revenue in the years ahead.

Risks

The company operates in a highly competitive market due to the standardisation of some of its products. This represents a risk for the company in relation to whether it can control its margins and market share successfully going forward.

The semiconductor market is also highly sensitive to changes in macroeconomic conditions. This is due to the fact that demand for semiconductors can drop significantly when macroeconomic data is weaker, and customers slow down their production and distribution. As the company operates in euros and purchases some of its materials in dollars, it also experiences currency risk regarding negative movements of the euro in relation to the US dollar.

We continue our holding of Infineon Technologies, but due to its poor share price performance have placed it on a negative watchlist and continue to monitor closely.

Lloyds Banking Group

Description

Lloyds Banking Group plc (LSE: LLOY) is a provider of financial services to individual and business customers in the United Kingdom. The Company's segments are Retail, Commercial Banking, Consumer Finance, Insurance and Other. The Retail segment offers a range of financial service products, including current accounts, savings and mortgages. The Commercial Banking segment offers a range of products and services, such as lending, transactional banking, working capital

management, risk management and debt capital markets services. The Consumer Finance segment offers consumer lending products, including motor finance, credit cards, and unsecured personal loans. The Insurance segment provides a range of protection, pension and investment products.

Events

The Lloyds TSB stock price has dropped 3.74% since the stock was brought into the portfolio in December 2017. This is due to a number of factors, such as stagnation in revenue growth (revenues have been fairly steady around the £16 billion mark for the last 3 years and are actually less than the first few years of the decade). Despite this, net income has increased from a loss in 2013 to a profit of £4.302 billion at year end 2018, providing shareholders with healthy EPS and dividend growth.

Risks

Lloyds is highly dependent upon the UK economy through its mortgage exposure and other investments. The outcome of Brexit and its effects on the UK economy will, therefore, influence the success of the company. This is due to the fact that a weakening of the economy may reduce the ability of the company to generate a return on its investments, which may be a result of a reduction in interest rates or a weakening of the credit markets.

Regulatory risk is another important factor to consider. This is because adverse changes in regulation may increase the cost to the banks of conducting their business as well as reducing the ability of the banks to use leverage to generate returns. Both of these factors can reduce margins and have an adverse impact on profitability.

With its high dividend yield of 7.05% giving a very good income for the portfolio, the fact that it is trading below its 69p book value, as well as having more cash in the bank than its market capitalisation value (£66.3bn in the bank vs £35.04bn market cap), we have decided to continue holding within the SMIF portfolio but will monitor closely due to the recent decline in the share price.

Next Era Energy

Description

NextEra Energy, Inc. (NYSE: NEE) is an electric power company in North America and is the generator of renewable energy from the wind and sun. NEE also owns and/or operates generation, transmission and distribution facilities to support its services to retail and wholesale customers and has investments in gas infrastructure assets. Its segments include FPL and NEER. Florida Power & Light Company is a rate-

regulated electric utility engaged primarily in the generation, transmission, distribution and sale of electric energy in Florida. NEER is a diversified clean energy company with a business strategy that emphasizes the development, acquisition and operation of long-term contracted assets with a focus on renewable projects.

Events

Since the SMIF invested in NextEra Energy Inc. (NEE) in February 2019, the share price has risen from roughly \$180 to over \$200. This has seen a healthy rise for the SMIF portfolio. There was a further rise in the share price in May 2019 due to the gains made by NextEra Energy Inc. and its peers after investors fled to safer holdings as the US-China trade war intensified.

Risks

The electric utility market is subject to a large amount of regulation with regards to how it determines and charges its revenue on a year by year basis. Changes in regulation governing how it can charge for its services can therefore adversely impact its profitability. In addition to this, NextEra's renewable energy portfolio is also sensitive to various regulatory decisions such as changes to tax credits and other renewable incentive arrangements.

Because the price of wind and sun energy is highly correlated with the price of other alternative energy sources, the company's profitability can be adversely affected by price movements in commodities such as natural gas and oil.

NTT DoCoMo

Description

NTT DOCOMO, INC. (TYO: 9437) is a mobile telecommunications carrier. The Company operates through three segments: telecommunications business, smart life business and other businesses. The telecommunications business segment includes mobile phone services and freedom of mobile multimedia access services, optical-fibre broadband service, satellite mobile communications services, international services and equipment sales related to these services. The smart life business segment includes video and music distribution, electronic books and other services offered through its market portal, as well as finance/payment services, shopping services and various other services to support the Company's customers' daily lives. Its other businesses segment primarily includes Mobile Device Protection Service, as well as the development, sale and maintenance of information technology (IT) systems.

Events

The stock price took a hit in September 2018 as a result of Japanese government officials suggesting that Japanese mobile carriers had room to reduce customer bills. As a result, NTT DoCoMo released a set of new plans with cheaper rates. The stock continues to fall as NTT DoCoMo announced cuts of up to 40% on its mobile phone fees, causing a 20% profit hit.

Risks

NTT DoCoMo made large price cuts in order to prepare for the entrance of a competitor, Rakuten, into its market segment. A key risk will, therefore, be if the company can effectively compete with this competitor, keeping subscriber growth high whilst also maintaining margins.

In addition to this, the company has also made some recent acquisitions. This leads to the question of whether the company can effectively generate synergies and use this acquisition to generate shareholder value.

Finally, there are some regulatory risks for the company. These are primarily due to the fact that there is some concern over whether the Ministry of Internal Affairs and Communications (MIC) authority will seek to reduce communication and connection rates, as this would adversely impact the company's profitability.

Even with the recent sell off due to a profit hit we continue to hold this stock.

Pfizer

Description

Pfizer Inc. (NYSE: PFE) is a research-based global biopharmaceutical company and is engaged in the discovery, development and manufacture of healthcare products. Its global portfolio includes medicines and vaccines, as well as consumer healthcare products. The Company manages its commercial operations through two business segments: Pfizer Innovative Health (IH) and Pfizer Essential Health (EH). IH focuses on developing and commercializing medicines and vaccines, as well as products for consumer healthcare. IH therapeutic areas include internal medicine, vaccines, oncology, inflammation and immunology, rare diseases and consumer healthcare. EH includes legacy brands, branded generics, generic sterile injectable products, biosimilars and infusion systems. EH also includes a research and development (R&D) organization, as well as its contract manufacturing business.

Events

In December 2018 Pfizer took a large hit from which it has yet to recover. This is due to the loss of a patent for Keytruda, a life-saving cancer treatment.

Risks

Pfizer is highly reliant on patents in order to generate abnormal returns. Because of this, there is a risk that the company cannot develop new drugs to replace the expiring drugs when their patents expire. The company is therefore adversely affected by setbacks in the development of these drugs which could come in the form of not receiving regulatory approval, failing tests, low effectiveness or low market penetration.

Due to the costs of developing new drugs, there are also risks that the company cannot effectively maintain its margins whilst developing new drugs to replace its existing product portfolio.

Finally, as the drugs market is highly regulated, there are also risks of changes in regulation and policies that will negatively impact the company by increasing its costs and reducing its margins.

Rio Tinto

Description

Rio Tinto plc (LSE: RIO) is a mining and metals company. The Company's segments include Iron Ore, Aluminium, Copper & Diamonds, Energy & Minerals and Other Operations. The Company operates an iron ore business, supplying the global seaborne iron ore trade. Its Iron Ore product operations are located in the Pilbara region of Western Australia. The Aluminium business includes bauxite mines, alumina refineries and aluminium smelters. Its bauxite mines are located in Australia, Brazil and Guinea. The Copper & Diamonds segment has managed operations in Australia, Canada, Mongolia and the United States, and non-managed operations in Chile and Indonesia. The Energy & Minerals segment consists of mining, refining and marketing operations in over 10 countries, across six sectors.

Events

The major event affecting the RIO share price has been the Vale mining disaster in Brazil in January 2019 where major flooding unfortunately caused the deaths of miners and the closing of one of the world's largest iron ore mines. This has severely affected global iron ore supplies whilst demand has remained strong, which in turn has driven the price of iron ore to record highs. Analysts believe that this increase in the

price of iron will not only increase RIO's top line, but also its bottom line and free cash-flow and, has therefore driven up its share price.

Risks

Rio Tinto is highly exposed to changes in commodity prices, as it is reliant on these for the generation of its revenue. It is most highly exposed to the prices of Iron ore and Aluminium, which make up almost 80% of its revenue. However, it is also exposed to the prices of copper, gold, diamond and other commodities.

The company also faces risks in regard to its operating activities. This is due to the fact that stricter regulation on operating conditions will increase the cost of doing business. However, on the other side of this, there are also ESG risks with regards to how it conducts its operating activities. This is because mining is generally a highly dangerous profession that often involves low-cost labour in harsh working conditions. It is therefore important that it manages its worker relations effectively in order to ensure that it is being socially responsible.

Salesforce

Description

Salesforce.com, Inc. (NASDAQ: CRM) is a provider of enterprise software, delivered through the cloud, with a focus on customer relationship management. The Company focuses on cloud, mobile, social, Internet of Things (IoT) and artificial intelligence technologies. Its Customer Success Platform is a portfolio of service offerings providing sales force automation, customer service and support, marketing automation, digital commerce, community management, analytics, application development, IoT integration, collaborative productivity tools and its professional cloud services. Its cloud service offerings include Sales Cloud, Service Cloud, Marketing Cloud, Commerce Cloud, Community Cloud, Analytics Cloud, Salesforce Quip and Salesforce Platform.

Events

In September 2018, Salesforce signed a partnership agreement with Apple to improve its mobile business apps. In June, the company announced the acquisition of Tableau, a data analytics firm for \$15.6bn, Salesforce's largest acquisition to date.

Risks

Salesforce is a high growth company whose value is derived from its long-term growth prospects. However, billings growth has decelerated or remained constant over the previous

quarters. There is, therefore, a risk that the company's billings growth continues to decelerate or stagnate, indicating a possible change in Salesforce's future growth trajectory.

In addition to this, one of Salesforce's core businesses, the sales cloud, which contributes one-third of the company's revenue has been experiencing slower growth year over year. This could be due to the maturation of the sales cloud segment and there is therefore a risk that the company cannot generate significant growth through its other product segments to generate shareholder value.

Salesforce has recently moved into the 'application integration' market through acquiring MuleSoft. Due to the fact that it is expanding into a new market, there is, therefore, a risk as to whether it can effectively grow in this new market and generate synergies between the company and MuleSoft.

Competition from other large established companies, such as Microsoft, SAP, and Oracle, is another risk that must be considered. Some of these established companies have begun building their own offerings to compete with Salesforce in certain areas. This could, therefore, have a negative impact on Salesforce if they are able to take some of its actual or potential market share.

With a dominant 20% share of the CRM sector, a stellar share price performance and continued potential for growth, the SMIF has decided to continue to hold Salesforce in the portfolio.

Total S.A.

Description

Total S.A. (Paris: FP) is an oil and gas company. The Company has three segments: an Upstream segment, including the activities of the exploration and production of hydrocarbons, and the activities of gas and power; a Refining & Chemicals segment constituting an industrial hub consisting of the activities of refining, petrochemicals and specialty chemicals, and which also includes the activities of oil trading and shipping, and a Marketing & Services segment, including the activities of supply and marketing in the field of petroleum products, as well as the activity of New Energies. Its corporate segment includes holdings operating and financial activities. The Company also operates in the renewable energies and power generation sectors.

Events

Total has been exploring for crude in the Democratic Republic of Congo since 2011 but indicated it will be pulling out as of May 2019. However, the company will remain active in

Congo through its network of 45 gas stations and marketable petroleum products in the country.

Total is also part of a joint venture with Tullow Oil and Africa Oil in the first ever oil development in Kenya with the final investment decision expected in 2020. In addition, the Papua New Guinea treasurer has notified Total that it would like to extract more benefits from their joint natural gas and mining projects, expected to bring in \$13 billion to the country.

Total has had some large share price fluctuations throughout the year, being up 20% at one point before pulling back to around break even where we sit today. Brokerages have been positive on Total by setting buy ratings and price targets of between €58.50 and €68.

Risks

Being an oil producer, the main risks to Total are based on the prices of crude oil and natural gas. This is because the prices of these commodities will influence the company's margins and profitability. In addition to this, it is also important for the company to effectively control its cost base, given the prices of these commodities, to maintain or expand its operating margins.

Total also has various projects under development in order to achieve its production growth targets. The development of these projects represents a risk for the company based on whether it can effectively maintain its margins, liquidity and leverage, while these projects are being developed. In addition to this, there is also a risk that the projects get delayed or cost more than expected, which would have a negative impact on the company.

Although Total S.A. has declined in value this financial year and is marginally down since our purchase in December 2017, the 4.82% dividend yield has providing a good income. Alongside this, with projects in the pipeline and with more investment going into their renewable energy divisions to align with the SMIF's ESG criteria, we have decided to hold.

Advisory Panel

We would like to pass on our thanks and appreciation to our SMIF Advisory Panel who took the time out of their busy schedules during the past academic year to question our stock pitchers and offer their insights and guidance.

University of Stirling alumni

Alan Loughray graduated with BA in Accountancy and Business Law from the University of Stirling in 1981. He qualified as a Chartered Accountant in 1985 with Coopers and Lybrand (now PWC). He then worked in audit for KPMG within their Channel Islands and San Francisco offices. For the past 20 years he has run his own business concerned with commercial property development and investment in central Scotland and the Highlands.

Jon (JB) Beckett graduated with a BA in Business Law from the University of Stirling in 1996. He is author of the book *New Fund Order* and an advisor to Fintechs, boutique asset managers and fund selectors through his 'NFO' consultancy. He is an independent member of the Investment Advisory Committee of Royal London and non-executive director of SVM Asset Management. He is also an advisory board member of the Transparency Task Force and the SharingAlpha.com platform, as well as being a Director Emeritus of the Association of Professional Fund Investors (APFI).

Paul Hughes, CFA graduated with an MSc in Investment Analysis from the University of Stirling in 2003, having originally graduated with a BSc in Mathematics with Economics from the University of Strathclyde in 1992. He has 25 years' experience advising investment managers on portfolio construction and risk, and is currently Chief Operating Officer, Investments, with Martin Currie Investment Management. He is an associate of the UK Society of Investment Professionals (ASIP), a CFA Charter holder and a former chair of the CFA UK Scottish Committee.

University of Stirling Academic Staff







Dr Kevin Campbell is a Senior Lecturer in Finance at the University of Stirling, where he has worked for over 30 years, having completed his PhD at the University of Glasgow. He is Course Director of the MSc Investment Analysis, and researches primarily in the fields of corporate finance and corporate governance.

Dr Patrick Herbst is a Lecturer in Finance at the University of Stirling with a PhD in Economics from the University of Tübingen and an MSc in Economics from the LSE. He has experience in the financial industry, having worked in equity portfolio management at Allianz Dresdner Asset Management.

Dr Isaac Tabner, CFA is a Senior Lecturer in Finance at the University of Stirling, where he has worked for over 15 years. He is Course Director of the MSc Finance, a CFA Charter holder, is an associate of the UK Society of Investment Professionals (ASIP) and has a PhD in Finance and an MSc in Investment Analysis from the University of Stirling.










2018/19 SMIF Student Committee Members

David Frost	President (Chief Executive Officer)	daf00042@students.stir.ac.uk	
Andrew Pickup	Vice President	anp00109@students.stir.ac.uk	
Juan Ignacio Palenzuela	Secretary (Chief Operating Officer)	jup00011@students.stir.ac.uk	
Luke Millburn	Treasurer (Chief Financial Officer)	lum00040@students.stir.ac.uk	
Andreas Haberl	Head of Marketing	adh00026@students.stir.ac.uk	
George Scurr	Chief Risk and Compliance Officer	ges00044@students.stir.ac.uk	



Incoming 2019/20 SMIF Student Committee Members. Further members of the SMIF Student Committee will be elected by club members at the start of the 2018/19 academic year.

Mark Sharpe	President (Chief Executive Officer)	mas00266@students.stir.ac.uk	
Jaime Ojeda	Secretary (Chief Operating Officer)	jwo00003@students.stir.ac.uk	
Ross McCafferty	Treasurer (Chief Financial Officer)	rom00254@students.stir.ac.uk	
Callum Graham	Head of Marketing	cjg00028@students.stir.ac.uk	
Luke McEwan	Chief Risk, Compliance and ESG Officer	lum00068@students.stir.ac.uk	
Jasmin Beitz	Head of Research	jab00226@students.stir.ac.uk	
Saumil Shah	Chief Risk and Compliance Officer	sas00270@students.stir.ac.uk	

UNIVERSITY of
STIRLING



BE THE DIFFERENCE